

Warsaw West

ctp



PL



REGIONAL BENEFITS

Superior location within special economic-logistic cluster

CTPark Warsaw West offers a wide range of possibilities for production and warehousing activities. The park is located between two agglomerations, Warsaw, and Łódź, in an attractive urban area equipped with all required infrastructure, enabling clients to get operations up and running quickly.

- ▶ Location next to the A2 motorway
- ▶ Location with Łódz Special Economic Zone providing benefits for new Tenant up to 60% of the investment
- ▶ In the vicinity (14 km) of the planned Central Transportation Port (CPK)
- ▶ Great access to workforce from neighbouring towns

 A2/NATIONAL ROAD 50 ADJACENT

 WISKITKI 2 KM

 WARSAW 54 KM

 BUS STOP 1,1 KM

MAJOR CITIES

Warsaw	50 km	0.40 min
Łódź	85 km	0.55 min
Poznań	261 km	2.20 min
Katowice	270 km	2.45 min
Wrocław	300 km	3.00 hrs
Gdańsk	370 km	3.15 min
Berlin	540 km	4.45 min



LOCAL ACCESS

Easy connection with capitol and rest of the country

The location right next to the A2 motorway is undoubtedly one of the ctPark Warsaw West's strengths, confirming its attractiveness among future lessees. By motorway clients have not only convenient access to market of Warsaw but also easy connection with Western part of country by A2 and north and south by National Road 50 and A2/A1 junction.

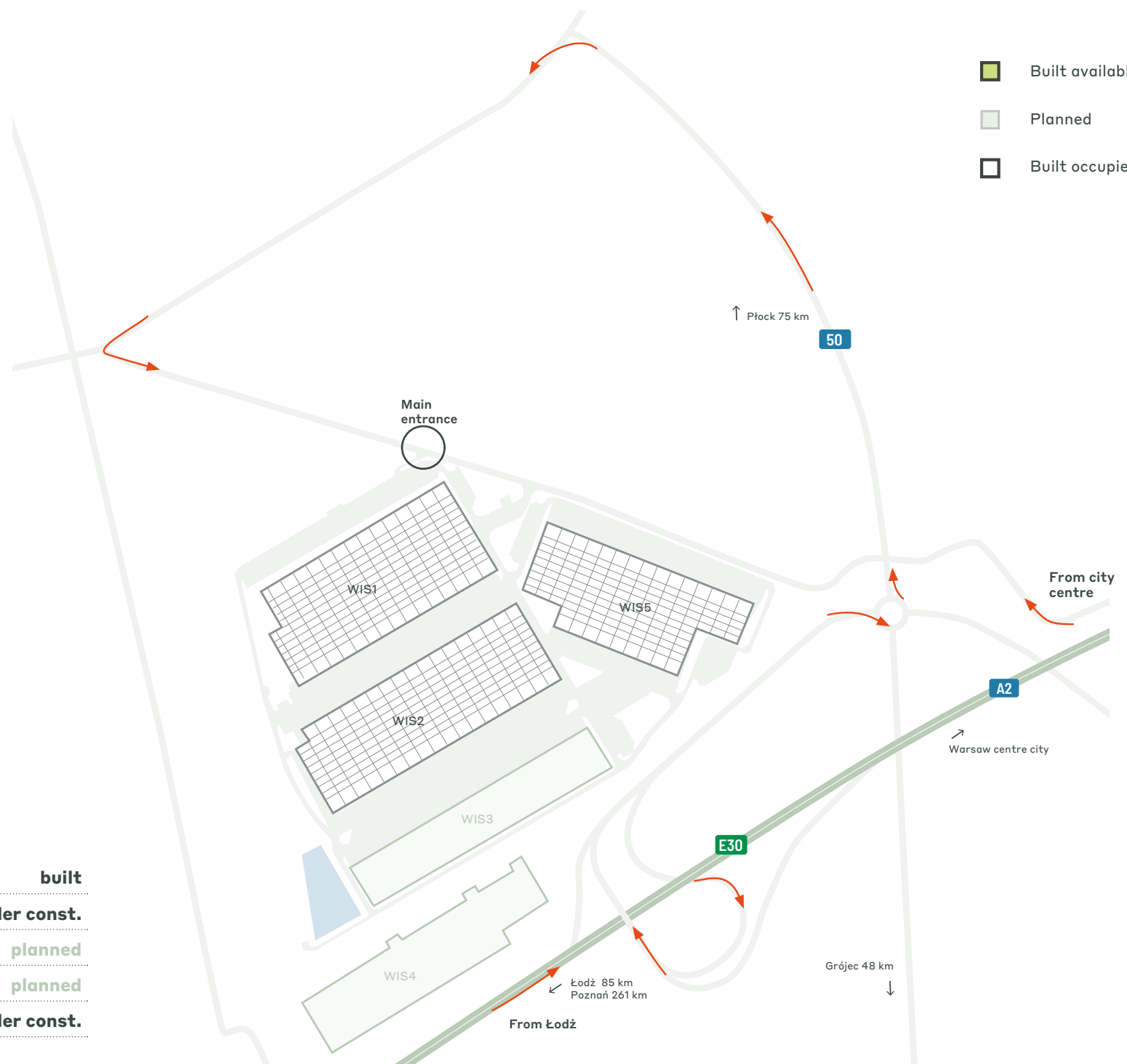
PARK FEATURES

- ▶ Mini market & petrol station nearby
- ▶ Direct highway access
- ▶ Sustainable Park: Solar power installation planned in 2024 for tenant use; EV charging stations; large-scale water retention and reuse systems for use in greywater systems and sprinklers; insect houses and bee hives to ensure high level of biodiversity; naturally landscaped areas with local trees shrubs to increase groundwater retention.
- ▶ Clubhaus
- ▶ Planned central Airport in close proximity



Centrally located logistics park

- Built available
- Planned
- Built occupied



AVAILABILITY & DELIVERY

WIS1	61,414 sqm	built
WIS2	62,266 sqm	under const.
WIS3	31,660 sqm	planned
WIS4	40,508 sqm	planned
WIS5	48,089 sqm	under const.

KEY PARK DATA

CTPark Warsaw West

AVAILABLE NOW

61,414 sqm

DEVELOPMENT OPPORTUNITY

243,937 sqm

BUILT-UP AREA

0 sqm

TOTAL AREA

50.50 ha

PARK & NEARBY INVESTORS

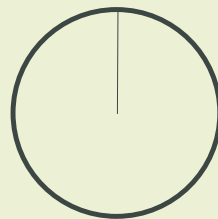
RABEN in 2024 WIS2, WIS5

FM Logistcs

Chefs Culinar

INDUSTRIES IN THE PARK


100% Logistics



 SOLAR POWER
PLANNED 2024

 WATER
RECYCLING

 LANDSCAPED
AREAS

 MEDICAL POINT

 CAFETERIA

 MINIMARKET

 ELECTRIC
CHARGERS

 PETROL STATION
1,5 KM

 CLUBHOUSE



Embedding parks in communities

In large parks, we develop our Clubhaus concept, which acts as the community hub, not only for the people working in the park, but also for nearby residents. Clubhaus incorporates public spaces for meetings, educational and training events, as well as team buildings. Outfitted with a pleasant designed atmosphere, Clubhaus is a vibrant community setting with healthy food options, doctors offices and the place where park residents can meet with our on-site community and park managers.

Clubhouse in our location is expected in H2 2024.





WHERE YOU NEED TO BE

10 countries

TRACK RECORD OF SUCCESS

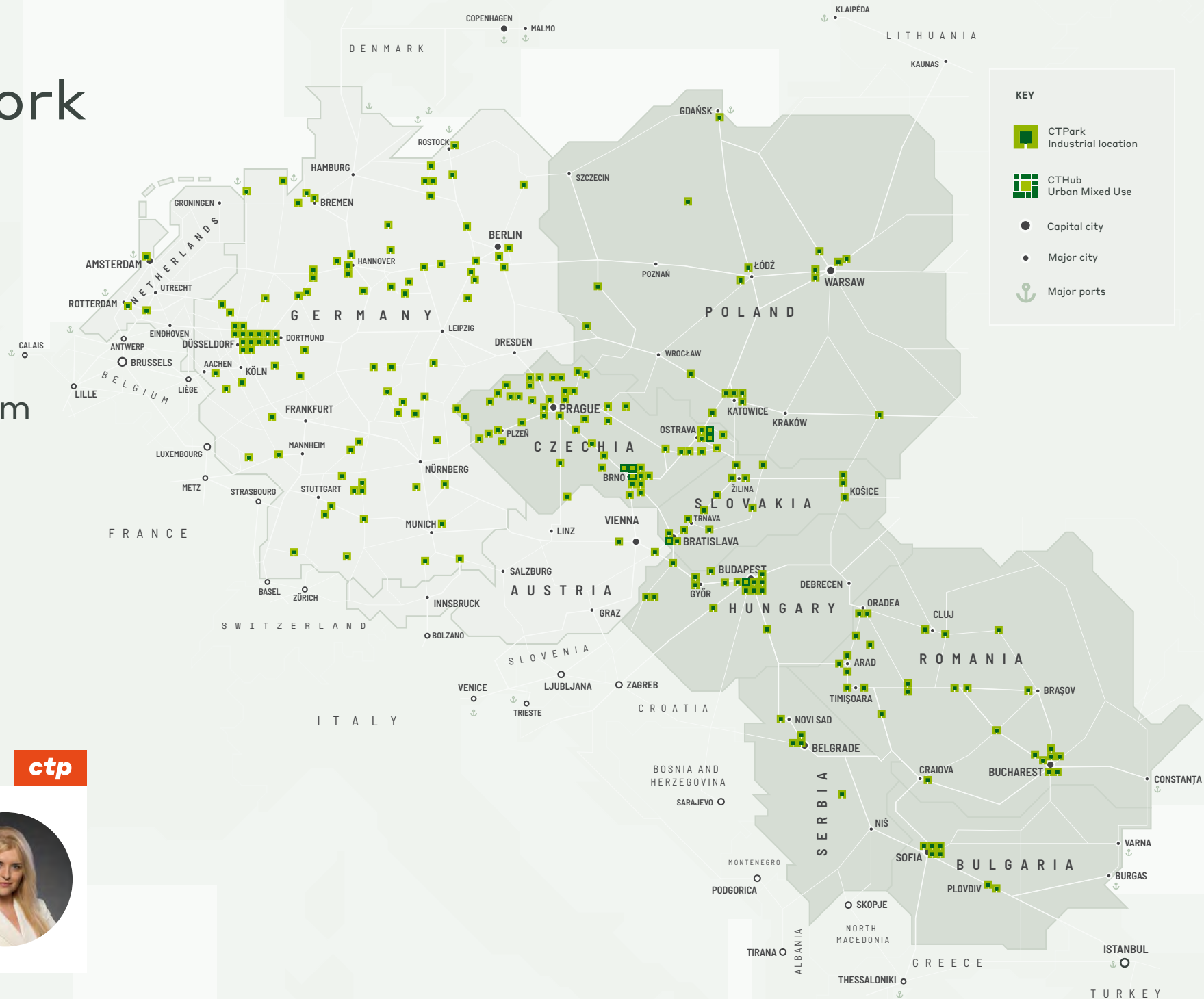
11 million sqm
GLA

SPACE FOR YOU TO GROW

20.7 million sqm
landbank

LONG TERM PARTNER

>1,000 clients



Katarzyna Myjak
Leasing Manager
Poland

+48 532 561 878
katarzyna.myjak@ctp.eu
ctp.eu

CONTACT ME